

Standard Energy Efficiency Data Platform™



U.S. DEPARTMENT OF
ENERGY

Energy Efficiency &
Renewable Energy



SEED PLATFORM™ 2.20.1 Release Notes

October 2023

Overview: New Features

DATA

- Added ability to “batch import” properties from Audit Template

ANALYSES

- EEEJ -- Energy Equity and Environmental Justice

The full release history can be found on the SEED Github Repository

<https://github.com/SEED-platform/seed/releases/tag/v2.20.0>

<https://github.com/SEED-platform/seed/releases/tag/v2.20.1> (patch release)

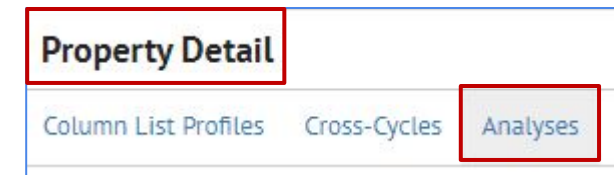
Overview: Updates

DATA

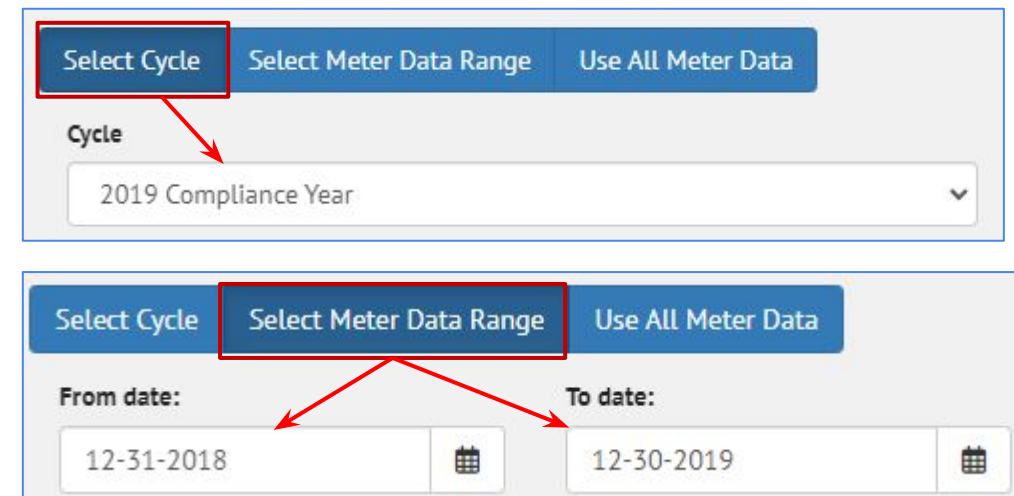
- A change was made to that now *it is not possible to delete matching field criteria after importing data, so the matching fields must be set in Column Settings before importing data*
 - New matching fields can be ADDED, but existing matching fields can not be DELETED.
- *Address line 1* is no longer a default matching field

ANALYSES

- **Property Detail:** Analyses can now be run from the Property Detail page, Using the Analyses link
- **Property List:** Analyses are now associated with the cycles they were simulated in, so the results can be viewed by cycle



- **BETTER:** it is now possible to select a cycle for the meter data to be used, set a date range to use, or use all meter data



Overview: Updates

INVENTORY

- **Detail View**
 - It is possible to upload and download a BuildingSync or Audit Template file

ANALYSIS

- **Selecting meter data**
 - Added ability to set the meter date range by cycle

It is possible to select a cycle to determine the start and stop dates of the meter data

Property : 123 Example Street

Actions ▾

- Update with BuildingSync
- Update with Audit Template
- Update with ESPM
- Export BuildingSync
- Export BuildingSync (Excel)
- Export to Audit Template

Type

BETTER ▾

BETTER Analysis Inputs (Under active development)

Savings Target ⓘ CONSERVATIVE ▾

Benchmark Data Type ⓘ DEFAULT ▾

Minimum Model R Squared ⓘ 0.6

Preprocess Meters ⓘ ☐

Run Portfolio Analysis ⓘ ☐

Select Cycle Select Meter Data Range Use All Meter Data

Cycle

2019 ▾

2019

2020

2021

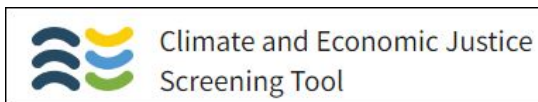
2022



New Feature: Analyses: Energy Equity & Environmental Justice (EEEJ)

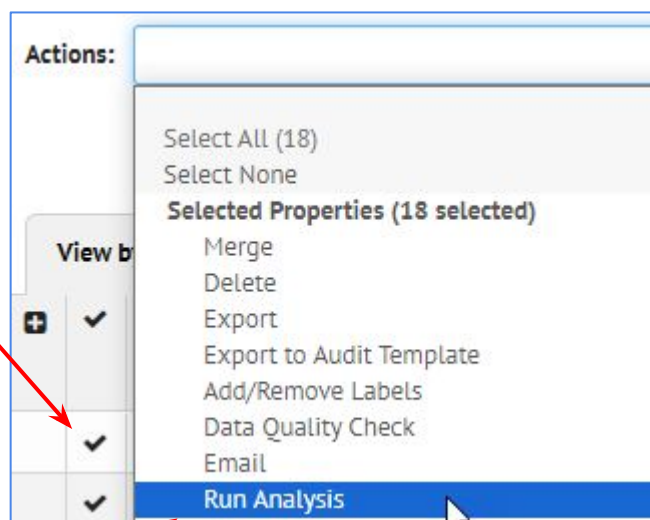
SEED now has an Analysis feature that will show buildings that are in disadvantaged communities using data from:

- US Census Bureau census tract data
- [Climate and Economic Justice Screening Tool](#)



To run an EEEJ analysis, do the following:

- **Property List view**
 - Select the properties for the analysis
- **Actions pulldown list**
 - Give the analysis a name and select the “Energy Equity & Environmental Justice (EEEJ)” option



Select the properties for the analysis

Select **Run Analysis** from the Actions menu

Run Analysis

An analysis will be created for cycle **2021** Calendar Year

Name

EEEJ analysis

Type

Energy Equity & Environmental Justice (EEEJ)

Cancel Create Analysis

In the **Run Analysis** dialog box, give the analysis a **Name**

From the **Type** pulldown list, select the **Energy Equity & Environmental Justice (EEEJ)** option



New Feature: Analysis: EEEJ: Results

- Analyses Results

- Click on the run ID in the analysis list to see individual building results

[← Analysis: EEEJ - 3 buildings](#) **EEEJ - 3 buildings - Run #5936**

The EEEJ Analysis uses each property's address to identify the 2010 census tract. Based on census tract, disadvantaged community classification and energy burden information can be retrieved from the CEIST dataset. The number of affordable housing locations is retrieved from HUD datasets. Location is used to generate a link to view an EJSscreen Report providing more demographic indicators.

NUMBER OF RUNS	TYPE	CONFIGURATION	CREATED	RUN STATUS	LATEST MESSAGE	RUN D
3	EEEJ		12-07-2023 15:16	Completed		12-07-

RUN ID	PROPERTY	LATEST MESSAGES	OUTPUT FILES
5936	Property 3409442 ↗		

Results

DAC: true

Latitude: 38.91355761

Longitude: -76.98619928

Low Income: false

2010 Census Tract: 11001008803

EJ Screen Report: [View Report ↗](#)

Energy Burden Percentile: 54

Energy Burden and is Low Income: false

Share of Neighboring Disadvantaged Tracts: 28

Number of Affordable Housing Locations in Tract: 1

Click on an individual
Run ID to see the EEEJ
results

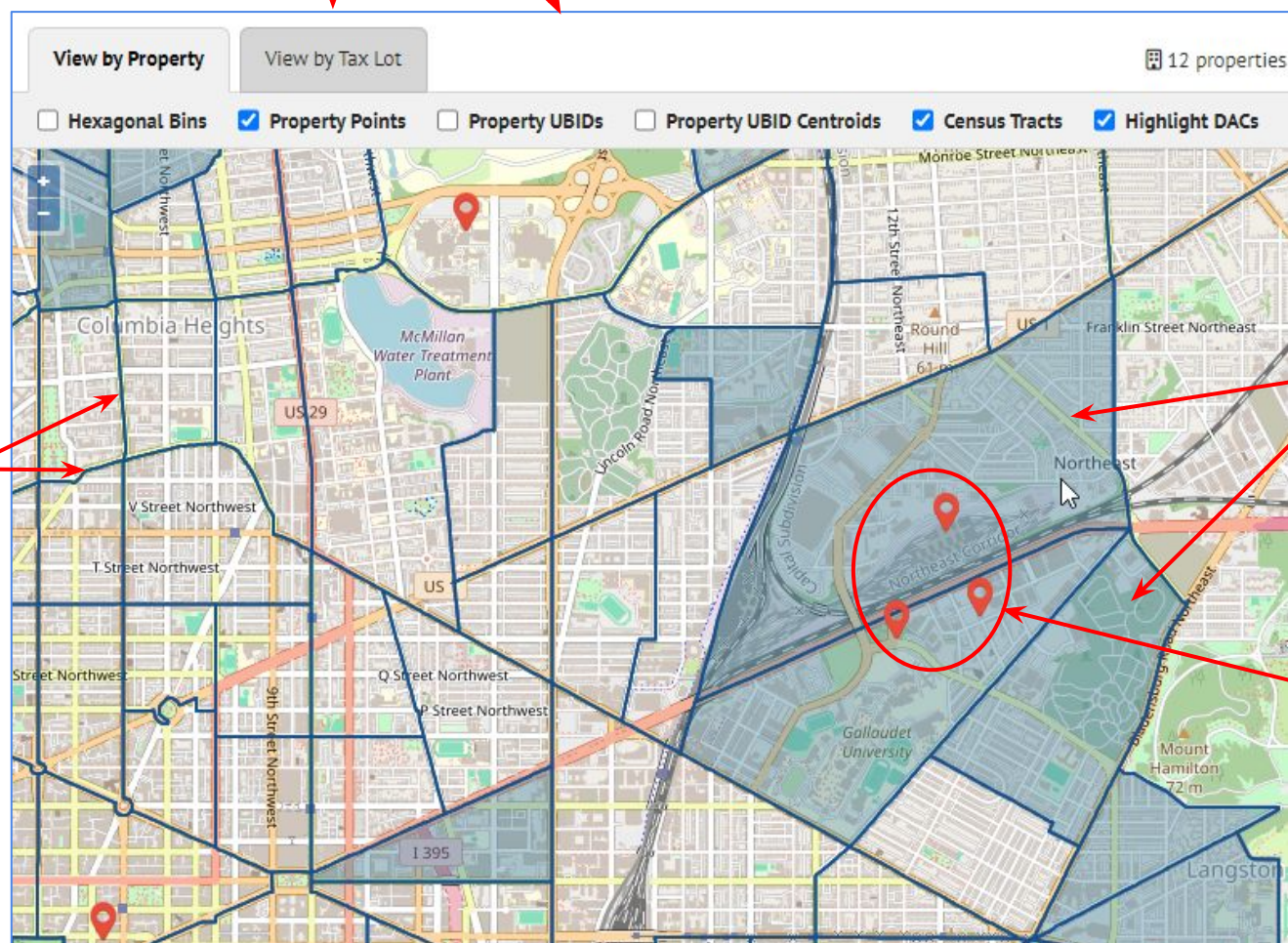
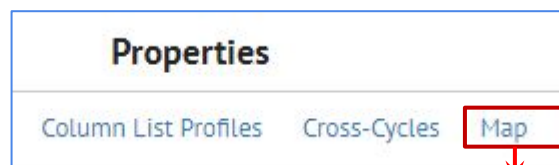


New Feature: Analysis: EEEJ: Results

- Analyses Results

- Results are displayed in the Property List and Detail view with these fields
- Results are also displayed on the Inventory List Map

Census Tract	11001008803
Disadvantaged Community	true
Energy Burden and low Income?	false
Energy Burden Percentile	54
Low Income?	false
Number of Affordable Housing Locations in Tract	1
Share of Neighboring Tracts Identified as Disadvantaged	28



The Census Tracts are outlined in dark blue

Census Tracts with disadvantaged communities are shaded in blue

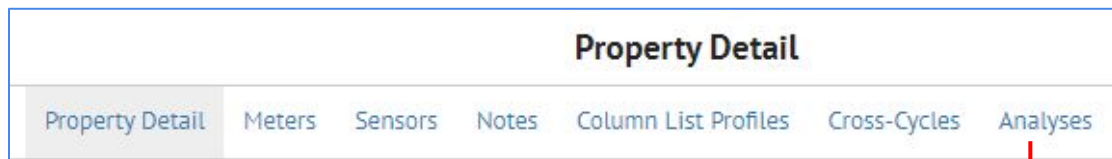
These buildings are considered to be within a disadvantaged community



New Feature: Analysis: EEEJ: Results

- Analyses Results

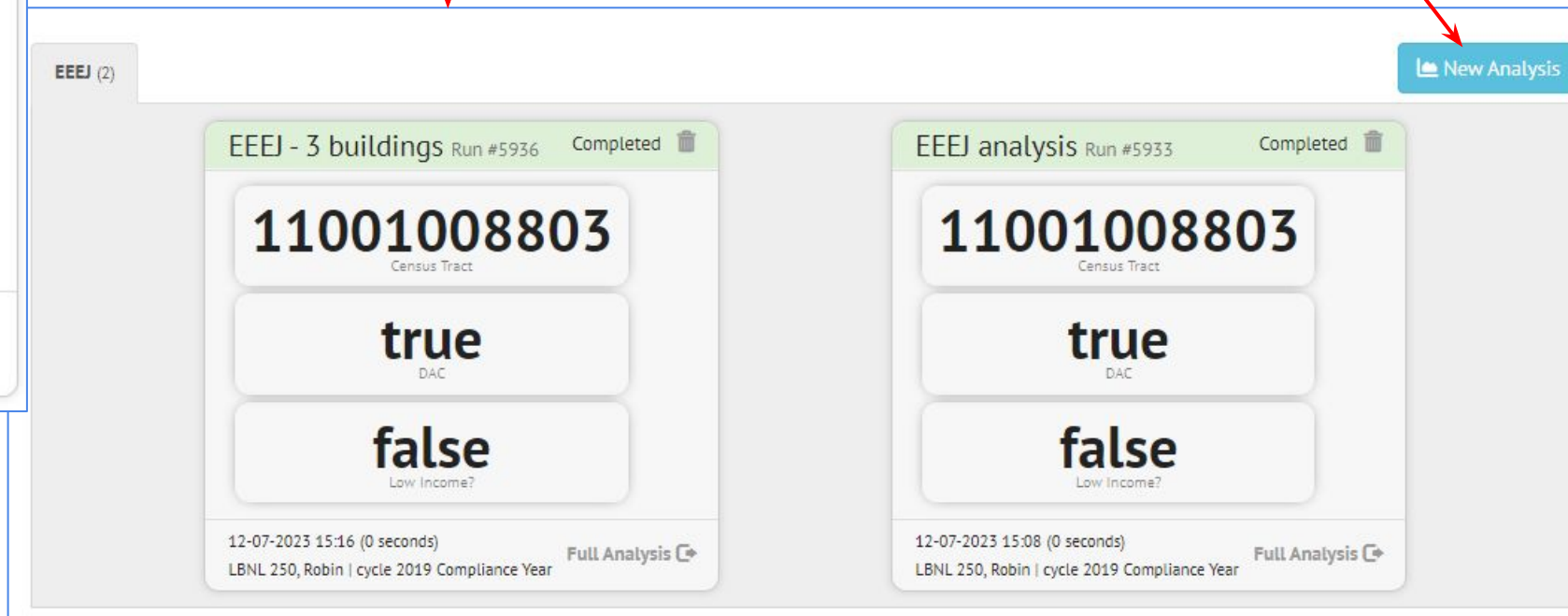
- Results are displayed in the Property Detail view in “card” format
- It is also possible to run an analysis for a specific property from the Property Detail view



A “card” with the EEEJ results will be displayed in the Property Detail view

The Analyses link will display the “card” results for all the analyses that have been run on this property

Another analysis can be run on this building by clicking the **New Analysis** button





New Feature: Data: Batch import of Audit Template files

It is now possible to import properties directly from an Audit Template

Settings

- It is necessary to give SEED the necessary information about the Audit Template account under the **Audit Template** option in **Organizations/Settings**
- The **Audit Template documentation**, linked from this screen, will explain how to get the Organization Token

Settings

[Options](#)
[API Key](#)
Audit Template
[Default Display Fields](#)
[Email](#)
[Maintenance](#)
[Salesforce](#)
[UBID](#)
[Units](#)

Audit Template Organization Token

Please refer to the [Audit Template documentation](#) to learn how to get an API key. Note, do not prefix the token with "Token ", only include the token itself.

Audit Template Email

Use the email associated with your account from [Building Energy Score website](#).

Audit Template Password

Use the password associated with your account from [Building Energy Score website](#).

Audit Template Report Type

SEED Properties will be exported to Audit Template with the Organization Report Type

Demo City Report



New Feature: Data: Batch import of Audit Template files

In Data, select Add Data Files to a Data Set

Uploading your data.

Property and Tax Lot Data **Meter Data**

Cycle [Manage available cycles.](#)

☐ Multiple Cycle Upload ⓘ

File types supported: .csv, .xls, .xlsx, .xml, .zip, .geojson, and .json.

Note: only the first sheet of multi-sheet Excel files will be imported.

Upload a Spreadsheet

Upload a GeoJSON File

Upload BuildingSync Data

Import Portfolio Manager Data

Import Audit Template Buildings

A list of eligible audit template building reports to import will then be displayed. These are reports that

1. have a Audit Template Building ID matching a SEED property's audit template building ID field in the selected cycle and
2. have an Audit Template updated date greater than the "Audit Template Updated" SEED field on that matching property or an empty "Audit Template Updated".

Select the desired Audit Template reports to import and click "Update"

Select Properties to Update

✓	Audit Template Buil...	Name	Owner Email	Updated At
✓	29925	Another Property	katherine.fleming@...	2023-09-14 01:59 PM

Update

Dismiss

Audit Template Upload Results

New Property Views: 1

View my properties

Dismiss